


1. Login through the teacher area at www.conquermaths.com/login to reveal your Navigation Menu:



2. View the prepopulated Classes and Students*.
*see the Quick Guide for Schools.



3. Select Tasks and **+ Add Task** to create a Task.

- a) Set the task dates here

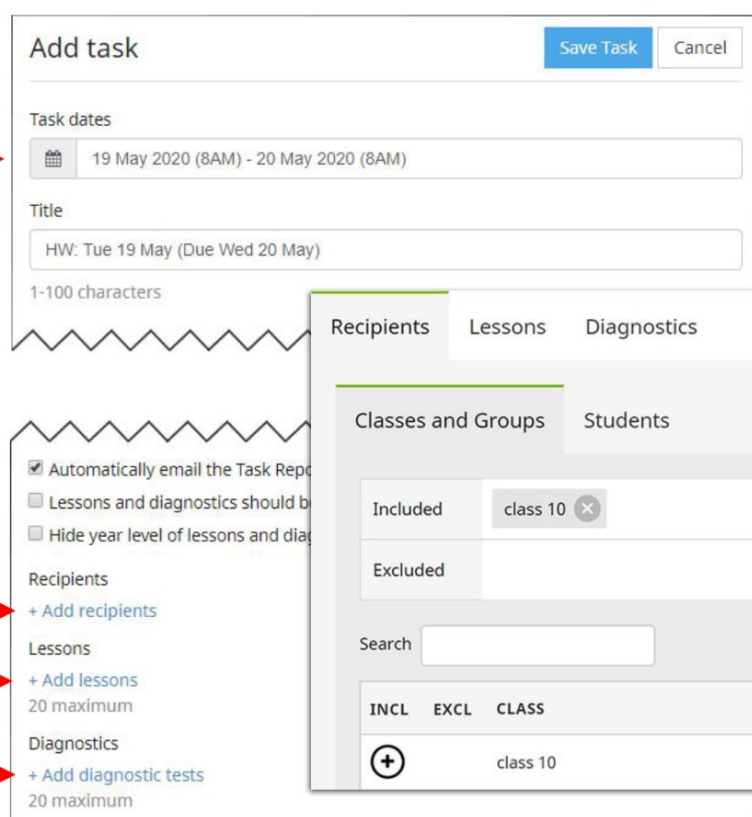
- b) Add the Recipients here

Include Classes or Students by selecting their tab and clicking **+**, or exclude Students with **-**.

- c) Add the Lessons or Diagnostics here

Search or filter for activities in the Lessons or Diagnostic tabs and click to **✓** add to the Task.

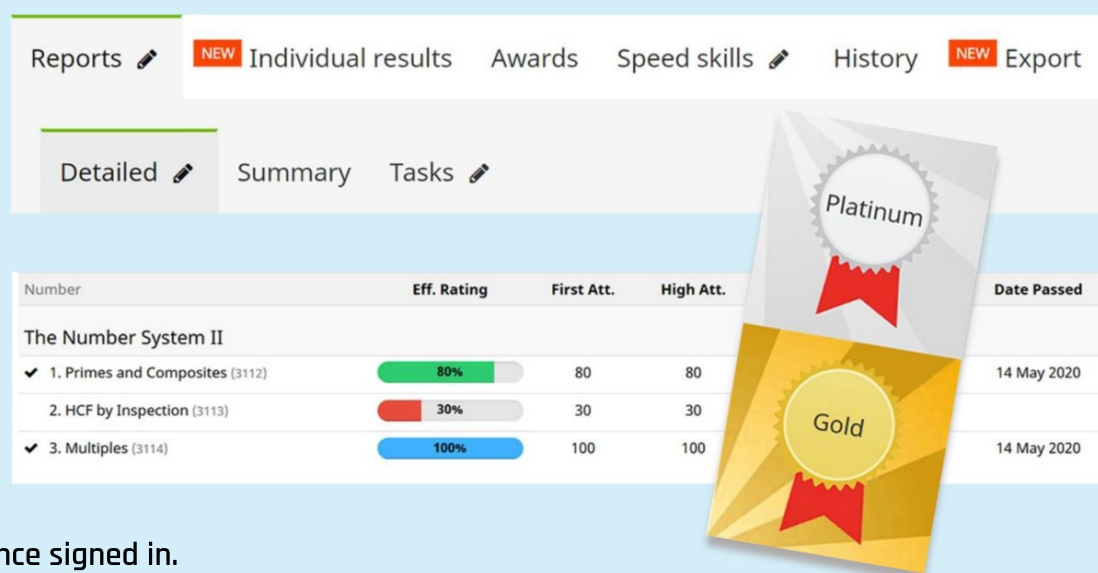
- d) Click **Save Task** and you're done!



4. From the Classes or Student tabs in the navigation menu you can view progress through various automated reports.

Results are colour coded and students can win Awards for completing topics.

More information is available once signed in.



Number	Eff. Rating	First Att.	High Att.	Date Passed
The Number System II				
✓ 1. Primes and Composites (3112)	80%	80	80	14 May 2020
2. HCF by Inspection (3113)	30%	30	30	
✓ 3. Multiples (3114)	100%	100	100	14 May 2020