


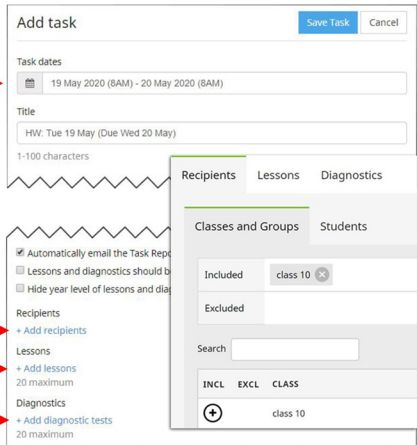
1. Login through the teacher area at [www.conquermaths.com/login](http://www.conquermaths.com/login) to reveal your Navigation Menu:



2. View the prepopulated Classes and Students\*.  
\*see the Quick Guide for Schools.



3. Select Tasks and **+ Add Task** to create a Task.



**Add task** Save Task Cancel

Task dates

Title

1-100 characters

☒ Automatically email the Task Report  
☐ Lessons and diagnostics should be visible  
☐ Hide year level of lessons and diagnostics

Recipients  
 + Add recipients

Lessons  
 + Add lessons  
 20 maximum

Diagnostics  
 + Add diagnostic tests  
 20 maximum

**Recipients** Lessons Diagnostics

**Classes and Groups** Students

Included

Excluded

Search

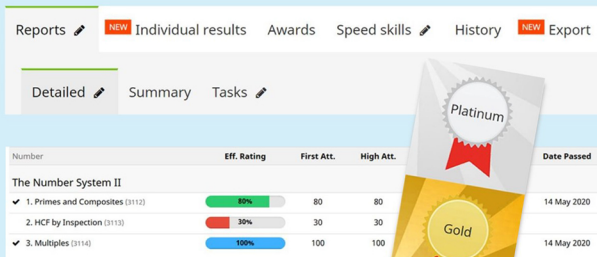
INCL EXCL CLASS

☒ class 10

- a) Set the task dates here
- b) Add the Recipients here  
Include Classes or Students by selecting their tab and clicking **+**, or exclude Students with **-**.
- c) Add the Lessons or Diagnostics here  
Search or filter for activities in the Lessons or Diagnostic tabs and click to **+** add to the Task.

- d) Click **Save Task** and you're done!

4. From the Classes or Student tabs in the navigation menu you can view progress through various automated reports.



Reports NEW Individual results Awards Speed skills History NEW Export

Detailed Summary Tasks

Number	Eff. Rating	First Att.	High Att.	Date Passed
<b>The Number System II</b>				
✓ 1. Primes and Composites (3112)	80%	80	80	14 May 2020
2. HCF by Inspection (3113)	30%	30	30	
✓ 3. Multiples (3114)	100%	100	100	14 May 2020

**Platinum**

**Gold**

Results are colour coded and students can win Awards for completing topics.

More information is available once signed in.