





1. Type www.conquermaths.com/login into your browser
2. Click  under Student Area
3. Enter your Username and Password and click 
4. Choose your Year / Stream / Topic and then a lesson from the list:



Reception	Number, Patterns and Algebra	Angles and Lines		Lessons
Year 1	Measurement	Plane Shapes		1. 3D Objects
Year 2	Space and Geometry	Position		2. Nets of Prisms
Year 3	Statistics and Probability	Solids		3. Nets of Pyramids

5.  **Video**


Watch the video Tutorial. You can Stop the teacher and replay bits as often as you want.

3D OBJECTS

Examples

Match the object with its name.

(a)



cone

cube


cylinder




triangular prism

sphere

rectangular prism

00:30 04:35

 **Questions**

Try the Questions. Answers are marked right:  or wrong:  straight away. You can also click the  symbol to hear a question read out.

Match the object with its name.

cone


cube

triangular prism

rectangular prism

cylinder

sphere



Submit

6. Check your level at any time with the Diagnostic tests above the lesson list.

Diagnostic Tests

Short
20 questions

Standard
30 questions

Comprehensive
40 questions

7. Don't forget to check the Tasks tab to see if your teacher or parent has set you any work...



...and the Results tab is great for keeping a check on your progress.



Don't miss the fun games at the bottom of the screen...

So, get ready to enjoy Maths and really understand it like you never did before!

